




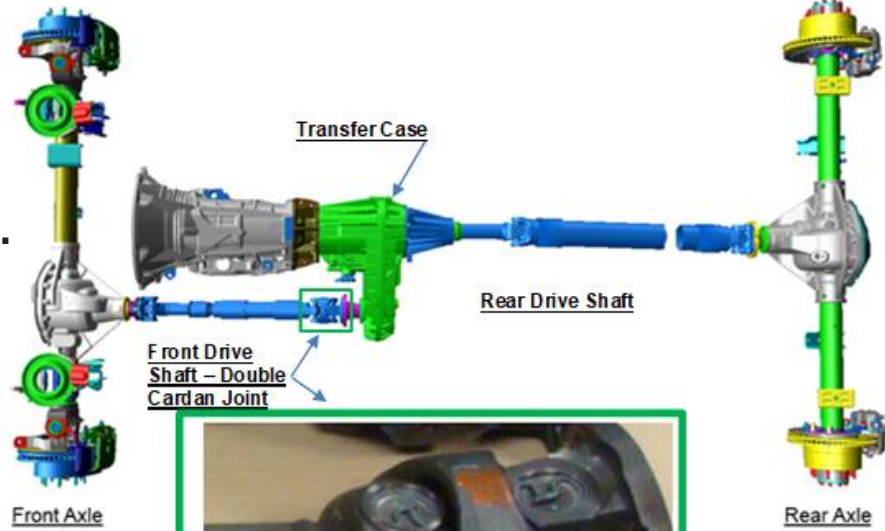
RAM HEAVY DUTY FRONT UNIVERSAL JOINT MAINTENANCE

Due to lack of proper maintenance, failures of the double cardan universal joints ("u-joints") have occurred on some heavy-duty Ram front drive shafts.

The joint must be lubricated with a Needle Nose Grease Gun Adapter during scheduled maintenance every 8000 miles (gas)/7500 miles (diesel).



Under Hood Maintenance Label




Double Cardan Grease Fitting

Lubricate the double cardan joint per the maintenance schedule using Mopar type MS-6560 lithium based grease or an equivalent. Lubrication requirements are detailed in service information and the owners' manual.

There is an under hood reminder sticker on the left front fender (see above images).

The double cardan joint is equipped with a low profile needle point grease fitting that may require cleaning to insure proper greasing. The needle point greasing adapter tool is included in the MOPAR Express Lane tool kit and also readily available through other tool providers.

Inspect the double cardan joint near the transfer case front output shaft during service. Check for signs of distress include gaps in the bearing area and rusty powder on the yoke surfaces and repair as necessary.



Proper maintenance at the required interval will greatly reduce the potential for premature double cardan joint failure.

Recommended Needle Nose Grease Gun Adapters:
Snap-on YA761 or YA801
Lincoln G901 or 5803 (Tip)
Matco MCOGGA3A / GGA3A

